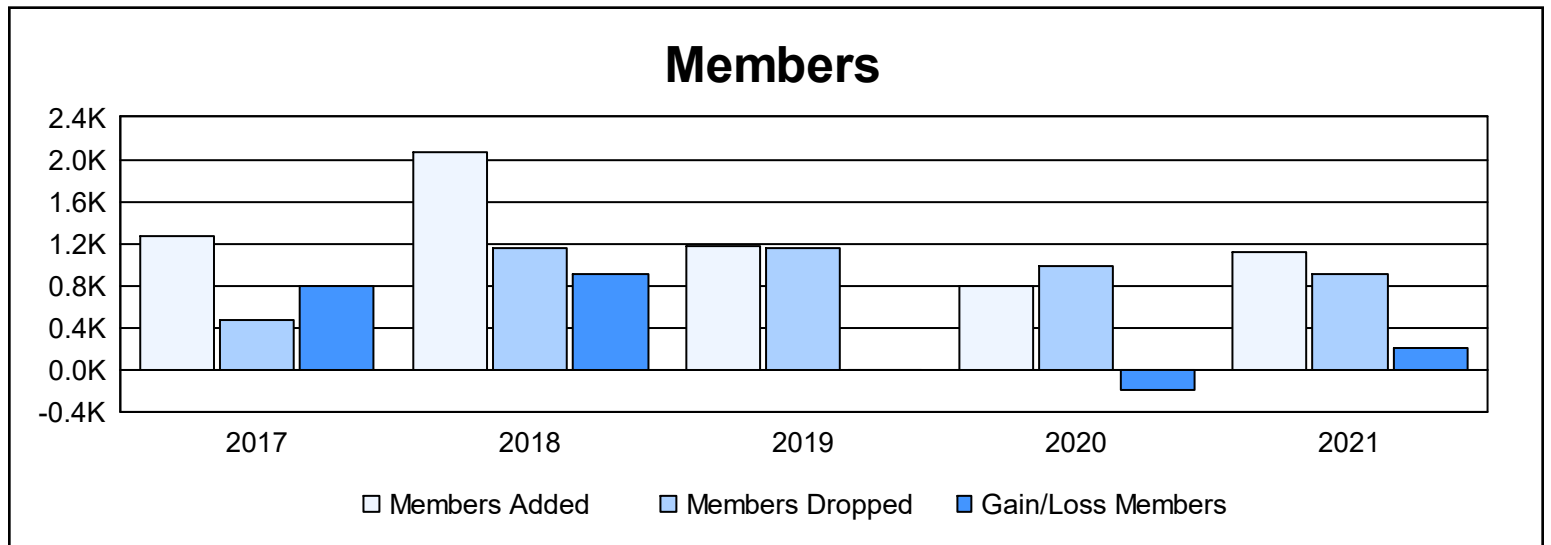
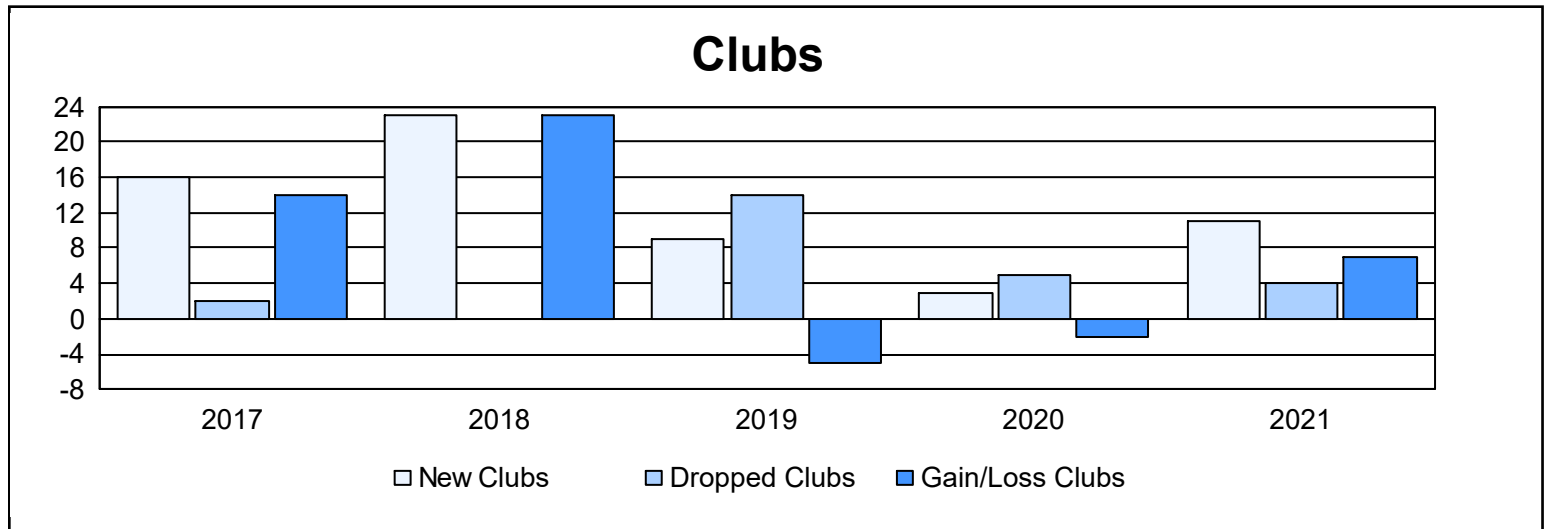
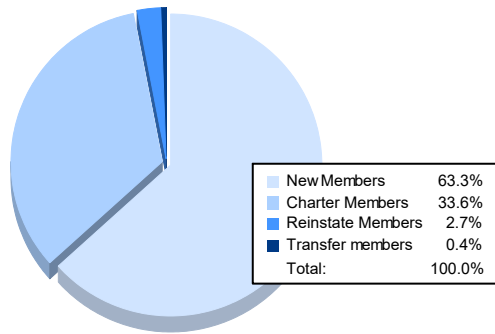


Year	New Clubs	Dropped Clubs	Gain/ Loss Clubs	New Members	Charter Members	Reinstate Members	Transfer Members	Total Member Added	Total Members Dropped	Gain/ Loss Members
2016-2017	16	2	14	826	416	18	17	1,277	475	802
2017-2018	23	0	23	1,154	660	243	10	2,067	1,157	910
2018-2019	9	14	-5	820	264	75	6	1,165	1,160	5
2019-2020	3	5	-2	585	126	82	6	799	991	-192
2020-2021	11	4	7	707	375	30	5	1,117	910	207
<b>Average</b>	<b>12</b>	<b>5</b>	<b>7</b>	<b>818</b>	<b>368</b>	<b>90</b>	<b>9</b>	<b>1,285</b>	<b>939</b>	<b>346</b>



### Membership Composition June 2021 Cumulative



### Gender Composition June 2021 Cumulative

